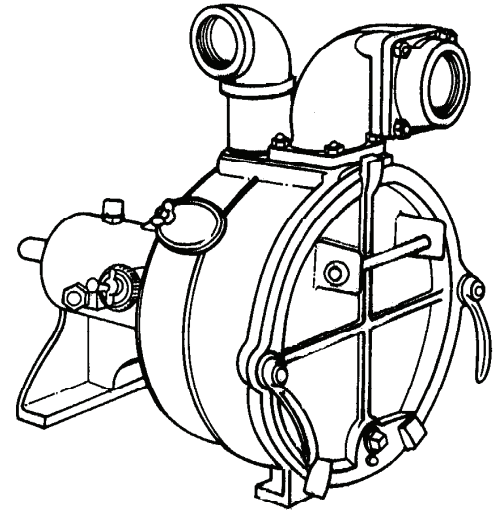


**Self-Priming Solids Handling Pumps**

**Specifications:**

**SUCTION/DISCHARGE** .....2" x 2" NPT, Female  
**LIQUID TEMPERATURE** .....160°F (71°C) Continuous  
**VOLUTE/WEARPLATE** .....Cast Iron ASTM A-48, Class 30  
 Replaceable External Clearance  
 Adjustment  
**CASE**.....Cast Iron ASTM A-48, Class 30  
**END COVER** .....Cast Iron ASTM A-48, Class 30  
 Full Diameter, Removable  
**SEAL PLATE** .....Alloy Steel, Replaceable  
**PEDESTAL** .....Cast Iron ASTM A-48, Class 30  
**IMPELLER: Design** .....Two Vane, Open. Dynamically Balanced,  
 ISO G6.3  
*Material* .....Cast Iron ASTM A-48, Class 30  
**SHAFT** .....High Carbon Steel  
**SQUARE RINGS** .....Buna-N  
**HARDWARE** .....Corrosion Resistant Steel  
**PAINT** .....Air Dry Enamel.  
**SEAL:** *Design* .....Single Mechanical  
*Lubrication* .....Grease, with Self-Feeding Lubricator  
*Material* .....Rotating Faces - Carbon  
 Stationary Faces - Ceramic  
 Elastomer - Buna-N  
 Hardware -300 Series Stainless  
**BEARING - PUMP END:**  
*Design* .....Single Row, Ball, Oil Lubricated  
*Load* .....Radial & Thrust  
**BEARING - DRIVE END:**  
*Design* .....Single Row, Ball, Oil Lubricated  
*Load* .....Radial & Thrust  
**CHECK VALVE:**  
*Material* .....Elbow - Cast Iron ASTM A-48, Class 30  
 Valve Flap - Neoprene  
 Weight - Cast Iron ASTM A-48, Class 30  
**OPTIONAL EQUIPMENT**.....Seal Materials, Case Heater, Stainless  
 Hardware; High Temperature Control; Flex Coupled Assy. with Base &  
 OSHA Guard, Right Hand V-Belt Drive Assy. and Left Hand V-Belt Drive  
 Assy. with Unit Base, Motor Adjusting Base & OSHA Guard



**Model: PO2LA-6C**

Sample Specifications: Section 4 Page 3-4.

**DESCRIPTION:**

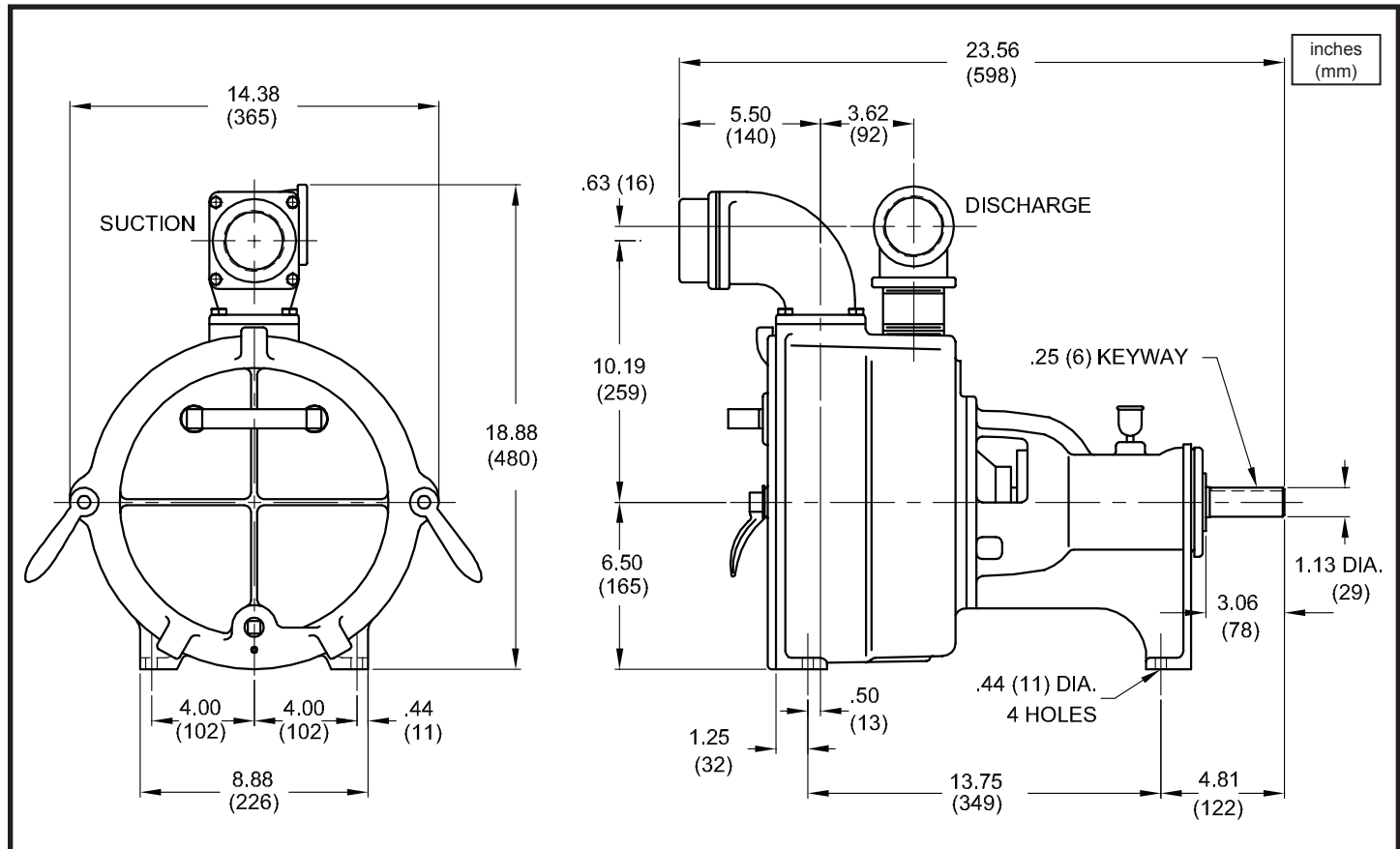
SELF-PRIMING CENTRIFUGAL SOLIDS  
HANDLING PUMPS DESIGNED FOR  
MUNICIPAL AND INDUSTRIAL APPLICATIONS.

# Model: PO2LA

1-1/4" Spherical Solids Handling  
Universal Drive



## Self-Priming Solids Handling Pumps



MODEL NO	PART NO	WEIGHT LBS. (kg)
PO2LA-6C	2C00D-0006C-001	160 (73)

### IMPORTANT !

- DO NOT USE FOR PUMPING FLUIDS WITH A FLASH POINT OF LESS THAN 100°F.
- MAKE CERTAIN THAT PUMP AND/OR MOTOR ASSEMBLY AND CONTROLS HAVE THE APPROPRIATE RATINGS FOR THE GIVEN APPLICATION AREA CLASSIFICATION. (ie DIVISION I, AGENCY LISTING ETC.)

SECTION 4A  
PAGE 2  
DATE 4/05

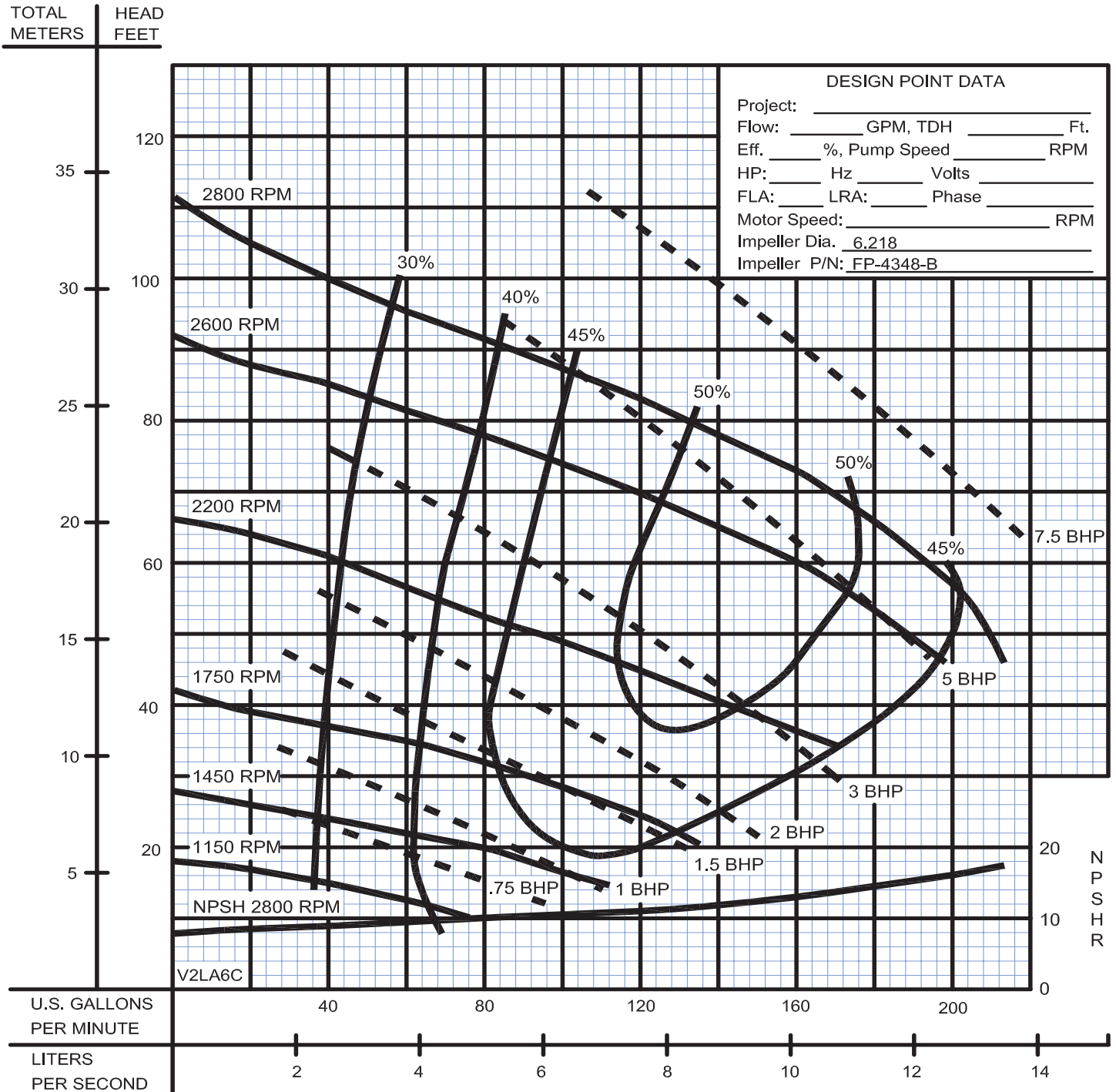


A Crane Co. Company

PUMPS & SYSTEMS

USA: (937) 778-8947 • Canada: (905) 457-6223 • International: (937) 615-3598

## Self-Priming Solids Handling Pumps



MAXIMUM DRY PRIMING LIFT					
PUMP SPEED	2 Min	4 Min	6 Min	8 Min	10 Min
1150 RPM	3 Ft.	6 Ft.	8 Ft.	9 Ft.	10 Ft.
1450 RPM	5 Ft.	8 Ft.	12 Ft.	14 Ft.	16 Ft.
1750 RPM	9 Ft.	17 Ft.	22 Ft.	23 Ft.	25 Ft.
2200 RPM	17 Ft.	25 Ft.	25 Ft.	25 Ft.	25 Ft.
2600 RPM	25 Ft.	25 Ft.	25 Ft.	25 Ft.	25 Ft.
2800 RPM	25 Ft.	25 Ft.	25 Ft.	25 Ft.	25 Ft.

When pump is operating, the **SUCTION LIFT** is limited by the available **NPSH** which is the corrected atmospheric pressure minus the dynamic suction lift, vapor pressure loss and 2 foot safety factor. This **net available NPSH** must exceed the **required NPSH** of the pump or a reduction of capacity, loss of efficiency, noise, vibration and cavitation will result. Calculate the dynamic suction lift from the **low** liquid level to the centerline of the impeller. When pump is priming, it is limited by the dry **PRIMING LIFT** which is the vertical distance from the **high** liquid level to the centerline of the impeller.

Testing is performed with water, specific gravity 1.0 @ 68° F @ (20°C), other fluids may vary performance

# Model: PO2LA

Horizontal V-Belt Base, Motor Speed: 1750 RPM  
 V-Belt Drive, Sheaves & Bushings, Pump Shaft: 1.125 Dia.



## Self-Priming Solids Handling Pumps

Driven Speed	Speed Ratio	Motor HP	Frame Size	Center Distance	Drive P/N		Driven Speed	Speed Ratio	Motor HP	Frame Size	Center Distance	Drive P/N
2800	1.60	7.5	213-215T	17.3	090671		2050	1.17	3.0	182-184T	17.2	090706
2800	1.60	5.0	184T	17.3	090672		2050	1.17	2.0	145T	17.2	090707
2800	1.60	5.0	213T	17.3	090673		2050	1.17	2.0	182T	17.2	090706
2750	1.57	7.5	213-215T	16.9	090674		2000	1.14	3.0	182-184T	17.6	090708
2750	1.57	5.0	184T	16.9	090675		2000	1.14	2.0	145T	17.6	090709
2750	1.57	5.0	213T	16.9	090676		2000	1.14	2.0	182T	17.6	090710
2700	1.55	5.0	184T	17.5	090677		1950	1.11	2.0	145T	17.5	090711
2700	1.55	5.0	213T	17.5	090678		1950	1.11	2.0	182T	17.5	090712
2650	1.51	5.0	184T	17.8	090679		1900	1.09	2.0	145T	17.0	090713
2650	1.51	5.0	213T	17.8	090680		1900	1.09	2.0	182T	17.0	090714
							1900	1.09	1.5	145T	17.0	090715
2600	1.49	5.0	184T	17.1	090681							
2600	1.49	5.0	213T	17.1	090682		1850	1.06	2.0	145T	17.4	090716
							1850	1.06	2.0	182T	17.4	090717
2550	1.46	5.0	184T	17.6	090683		1850	1.06	1.5	145T	17.4	090718
2550	1.46	5.0	213T	17.6	090684							
							1800	1.03	2.0	145T	17.7	090719
2500	1.43	5.0	184T	17.4	090685		1800	1.03	2.0	182T	17.7	090720
2500	1.43	5.0	213T	17.4	090686		1800	1.03	1.5	145T	17.7	090721
2450	1.40	5.0	184T	17.1	090687		1750	1.00	1.5	145T	17.2	090722
2450	1.40	5.0	213T	17.1	090688							
							1700	1.03	1.5	145T	17.7	090723
2400	1.37	5.0	184T	17.6	090689							
2400	1.37	5.0	213T	17.6	090690		1650	1.06	1.5	145T	17.4	090724
2400	1.37	3.0	182-184T	17.6	090691							
							1600	1.09	1.5	145T	17.0	090725
2350	1.34	5.0	184T	17.6	090692		1600	1.09	1.0	143T	17.0	090725
2350	1.34	5.0	213T	17.6	090693							
2350	1.34	3.0	182-184T	17.6	090694		1550	1.13	1.5	145T	17.6	090726
							1550	1.13	1.0	143T	17.6	090726
2300	1.31	5.0	184T	17.1	090695							
2300	1.31	5.0	213T	17.1	090696		1500	1.16	1.0	143T	17.2	090727
2300	1.31	3.0	182-184T	17.1	090697							
							1450	1.20	1.0	143T	17.7	090728
2250	1.29	5.0	184T	17.5	090698							
2250	1.29	5.0	213T	17.5	090699		1400	1.25	1.0	143T	17.3	090729
2250	1.29	3.0	182-184T	17.5	090700							
							1350	1.30	1.0	143T	17.4	090730
2200	1.25	3.0	182-184T	17.3	090701							
							1300	1.35	1.0	143T	17.6	090731
2150	1.23	3.0	182-184T	17.9	090702							
							1250	1.40	1.0	143T	17.4	090732
2100	1.20	3.0	182-184T	17.7	090703							
2100	1.20	2.0	145T	17.7	090704		1200	1.46	1.0	143T	17.1	090733
2100	1.20	2.0	182T	17.7	090705							
							1150	1.52	1.0	143T	17.5	090734