

# Liberty Pumps®

## 250-Series



Quick-Disconnect  
Power Cord

One-Piece Cast  
Motor Housing

**Energy  
Saving!  
Model**

Efficient motor design  
reduces electrical usage  
by up to **40%**



MODEL 257



Available with  
Wide-Angle Switch

### Cast Iron Submersible Sump/Effluent Pumps

**1/3 hp  
1-1/2" Discharge  
1/2" Solids Handling**

#### Features:

- Unique one-piece cast body eliminates motor housing seal ring
- Durable epoxy powder coat finish
  - Vortex style impeller
  - Permanently sealed and lubricated bearings
- Quick-disconnect 10' standard power cord allows replacement of cord in seconds without breaking seals to motor (other lengths available)
- Heavy duty VMF switch on vertical float models

#### Models:

- 250 Manual
- 251 Wide-Angle Float
- 253 Wide-Angle Float, Series Plug
- 257 VMF, Vertical Magnetic Float

Wide-Angle Floats are mercury-free,  
mechanically activated.

innovate. evolve.

# 250-SERIES

## 1/3 hp Sump/Effluent Pumps for Professionals!

### ALL MODELS FEATURE:

- Rugged 1/3 hp motor, oil filled with thermal overload protection.
- 1/2" solids handling.
- 1-1/2" discharge.
- Hermetically sealed motor and switch cavities, and permanently lubricated bearings.
- Liberty's UNI-BODY casting – a solid, one-piece housing that eliminates the lower motor seal ring found on other pumps.
- Epoxy powder coat finish
- Vortex style impeller for superior solids-handling. Made of high temperature engineering polymer.
- Fasteners – all non-corrosive stainless steel.
- 416 stainless steel rotor shaft.

### 250-series Cord Lengths

Model	10'	25'(-2)	35'(-3)	50'(-5)
250	Standard	Optional	Optional	Optional
251	Standard	Optional	Optional	Optional
253	Standard	Optional	Optional	N/A
257	Standard	Optional	N/A	N/A

10' cord length standard on all models. For optional lengths, add "-2, -3 or -5" suffix to model number.  
Example: for model 250 with 35' cord, order 250-3

### MOTOR SPECIFICATIONS:

1/3 hp 115V 5.2 amps 60Hz  
Thermally Protected & Permanently Lubricated  
(PSC) Permanent Split Capacitor  
Maximum Fluid Temperature: 140°F

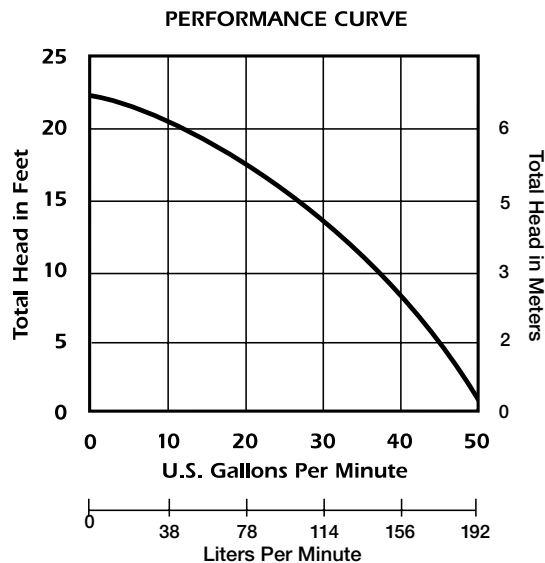
### DIMENSIONAL DATA:

**Weight:** Model 257: 20 lbs.

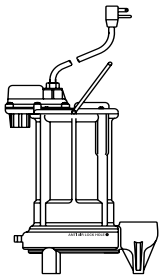
**Height:** 10.5"

**Major Width:** 9.6" (manual model 250)

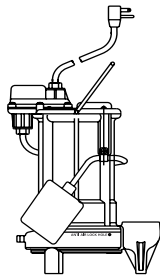
### PERFORMANCE CURVE



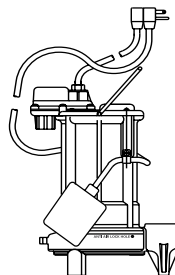
## EFFLUENT MODELS



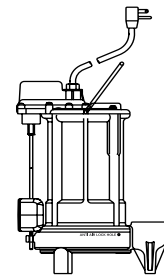
**Model 250**  
Manual, no switch.



**Model 251**  
Quick-disconnect wide-angle float, mercury-free.



**Model 253**  
Wide-angle float with series (piggy-back) plug, allows manual operation of pump.



**Model 257 VMF**  
VMF switch, magnetically operated vertical float – operates in a 10" diameter sump.



Certified

Dual safety certification for the United States and Canada.

Specifications are subject to change without notice.