



HYDROMATIC®

S3S/S4S & SB3S/SB4S

Submersible Sewage Pumps

Applications:

- Commercial Wastewater
- Industrial Wastewater



**Pentair
Water™**

S4S Model Shown

S3S/S4S & SB3S/SB4S - Submersible Sewage Pumps

SUBMERSIBLE SEWAGE PUMPS

Hydromatic S3S-S4S & SB3S-SB4S series pumps are suited to wet-well installation in a wide variety of municipal, industrial and building trades applications. Their solids handling ability makes them a wise choice for:

- **Municipal sewage lift stations**
- **Industrial sewage transfer**
- **Dewatering of storm water or whenever unwanted water collects**

Hydromatic S3S/S4S and SB3S/SB4S sewage pumps are designed to transfer raw sewage with solids as large as 3 inches through pipes up to 4 inches in diameter.

Sewage pumps are necessary to move sewage from a building to the sewer system, and in many cases, from the sewer system to a treatment plant. In the case of larger commercial installations, collection systems are designed to accumulate and transfer the wastewater efficiently. Examples of this are motels, apartment buildings, or industrial plants that tie in with sewer mains or on-site treatment facilities.

S3S Series handles 2-1/2 inch spherical solids and has a flanged 3 inch horizontal discharge.

S4S Series handles 3 inch spherical solids and has a flanged 4 inch horizontal discharge.

SB3S Series handles 2-1/2 inch spherical solids and has a flanged 3 inch vertical discharge.

SB4S Series handles 3 inch spherical solids and has a flanged 4 inch vertical discharge.

For commercial or high volume applications, the usual procedure is to incorporate at least two pumps as a duplex system in conjunction with control panel, a guide system and quick disconnect discharge system.

The S3S/S4S and SB3S/SB4S can be used with the Hydromatic pultruded I-beam rail system to accomplish this. This corrosion-resistant system permits the pump(s) to be lowered into position without entering or reaching into the wet well. An exclusive self-sealing flange eliminates the need to bolt pump to the piping. When the pump is activated, a neoprene diaphragm forms an effective seal between the discharge flange and the base elbow flange. A Hydromatic control panel will ensure proper start components and equal pump alternation.

This corrosion-resistant NEMA 4X panel also includes float indicator L.E.D.'s, allowing float monitoring without removal of wet well cover.

THE COMPLETE SYSTEM...

A complete system would include the pumps, Hydromatic Control Panel, 3900 level controls, and choice of pultruded rail (PR) system or the front loading MTM rail system. The SB3S Series is also compatible for the EZ-OUT system only.



Control Q-Panel

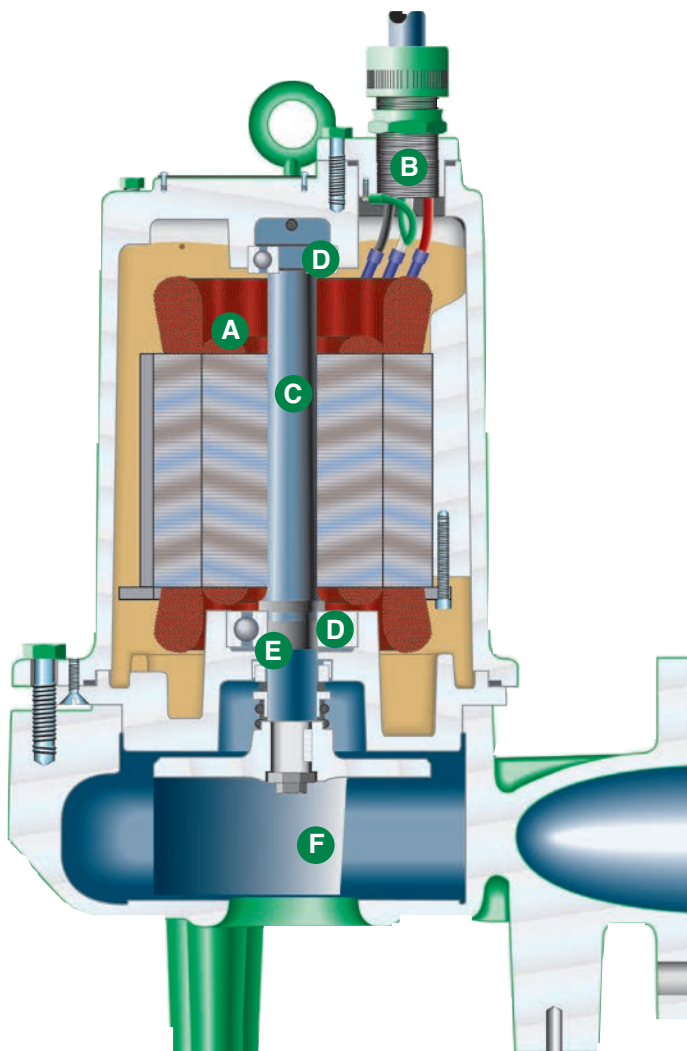


3900 Level Control Switch

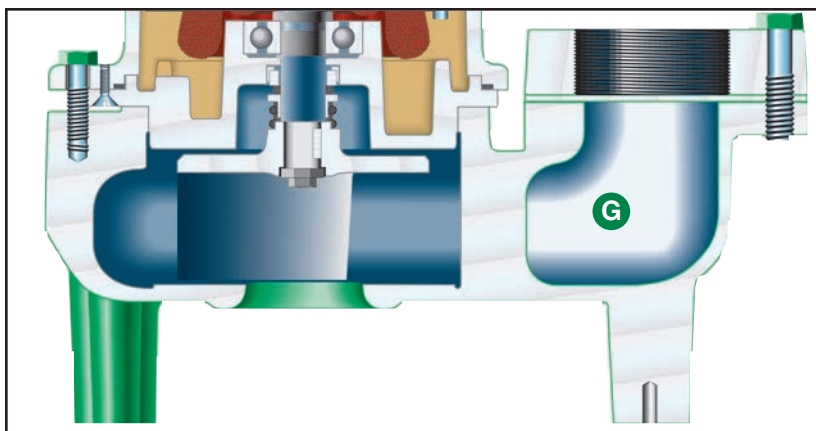


S3S/S4S & SB3S/SB4S - Submersible Sewage Pumps

FEATURES AND BENEFITS



- A. The fully enclosed oil-filled motor efficiently dissipates heat and locks out moisture so you receive reliable pumping service.
- B. The PVC jacketed power cord is sealed by both the cord grip and additionally by the epoxy barrier.
- C. The stainless steel shaft eliminates corrosion and fatigue to give longer pump life. The minimum shaft overhang decreases deflection and increases bearing and seal life.
- D. The heavy duty ball bearings, upper (radial) and lower (thrust), are submerged in oil to provide permanent lubrication and ensure long service life.
- E. The mechanical seal is constructed with a ceramic stationary face and a carbon rotating face for long service life.
- F. The impeller is a two-vane, semi-open design for efficient operation without clogging. The impeller has pump-out vanes to prevent material buildup around shaft and seal.
- G. SB3S Series handles 2-1/2 inch spherical solids and has a flanged 3" vertical discharge. SB4S Series handles 3 inch spherical solids and has a flanged 4" vertical discharge.



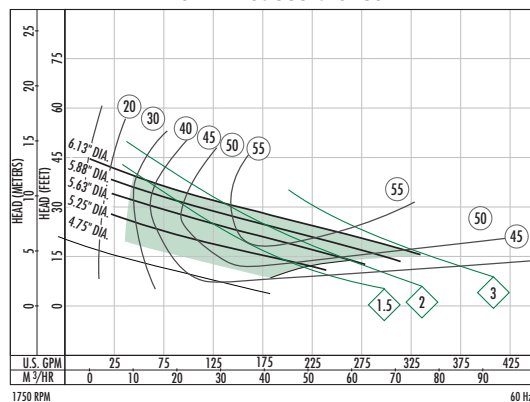
S3S/S4S & SB3S/SB4S - Submersible Sewage Pumps

FEATURES AND PERFORMANCE...

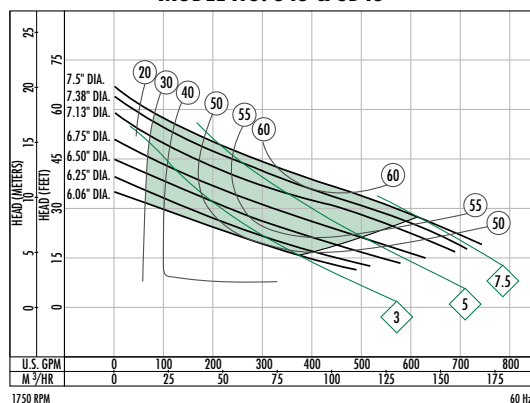
- Oil-filled motor for cooler operation, longer life, and less maintenance. The dielectric oil effectively dissipates heat and lubricates upper and lower ball bearings.
- Single phase motors are capacitor start, capacitor run with capacitors located in control panel. Contact distributor for proper Hydromatic control panel sizing.
- Standard construction is cast iron.
- 300 Series stainless steel shafts.
- Standard 15' or 30' power cord has three conductor PVC jacket.
- Field serviceable; pumps have 300 series stainless steel fasteners for easy tear down.
- Semi-open, two-vane sewage type impellers have pump-out vanes on back shrouds to prevent stringy materials from building up around shaft and seal.
- Manufactured with carbon and ceramic faced mechanical shaft seal for long leakproof life.
- All units given complete hydraulic test run before shipping.

○ = %EFF ◇ = BHP

MODEL NO. S3S & SB3S



MODEL NO. S4S & SB4S



S3S Series



S4S Series



SB3S Series



SB4S Series

- Your Authorized Local Distributor -



HYDROMATIC®

Pentair Water

USA

740 East 9th Street Ashland, Ohio 44805
Tel: 419-289-3042 Fax: 419-281-4087

www.hydromatic.com

CANADA

269 Trillium Drive Kitchener, Ontario, Canada N2G 4W5
Tel: 519-896-2163 Fax: 519-896-6337