

# MYERS® J-BE Series

## Effluent Pumps

### SPECIFICATIONS

Description	High Head Filtered Effluent Pumps	
HP	1/2, 1 & 1-1/2	
Maximum Capacity	50 GPM	189 LPM
Maximum Shut-off Head	280'	85.3 m
Discharge	2" NPT	
Solids handling	1/16"	1.6 mm
Voltage	115 & 230	
Full Load Amps	6.0 - 13.1	
Phase	Single	
Cord Length	10' & 30'	3.1 m & 9.1 m
Switch Options	M (Manual)	
Impeller Material	Enclosed Thermoplastic	
Housing Material	Stainless Steel	
Diffuser Material	Composite	
Warranty Years	1	

### FEATURES

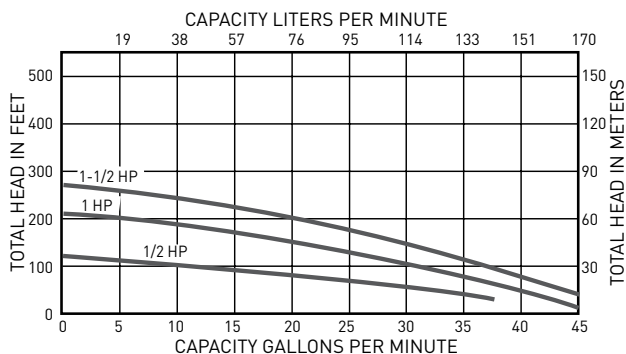
- Corrosion-resistant design for long life.
- Cost-effective wastewater systems.
- Built-in overload protection.



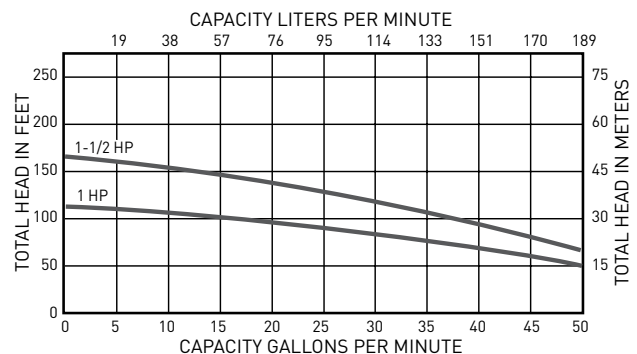
J-BE



### 25 GPM - J-BE



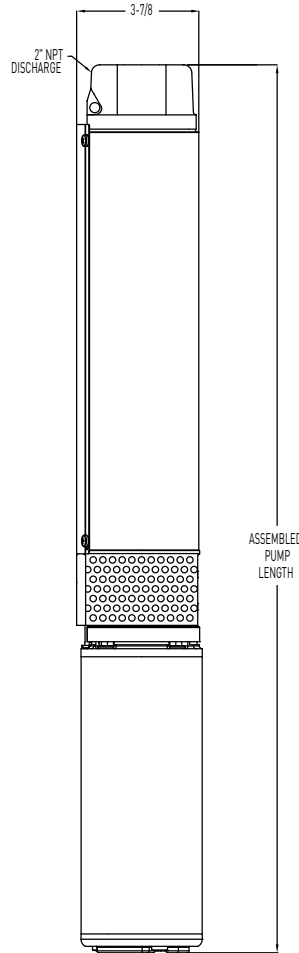
### 35 GPM - J-BE



# MYERS® J-BE Series

## Effluent Pumps

### DIMENSIONS



### ORDERING INFORMATION

GPM	Motor Type	HP	Stg.	PH	Volt	Assembled Pump		
						Catalog Number	Length Inches	Weight Pounds
25	2-Wire	0.5	4	1	115	J0525BE-01	26.5	37
25	2-Wire	1.0	7	1	230	J1025BE-01	30.3	37
35	2-Wire	1.0	4	1	230	J1035BE-01	27.2	35
25	2-Wire	1.5	9	1	230	J1525BE-01	35.0	43
35	2-Wire	1.5	6	1	230	J1535BE-01	32.6	41



USA  
 293 WRIGHT STREET, DELAVAN, WI 53115 WWW.FEMYERS.COM  
 PH: 888-987-8677 ORDERS FAX: 800-426-9446

CANADA  
 490 PINEBUSH ROAD, UNIT 4, CAMBRIDGE, ONTARIO, N1T 0A5  
 PH: 800-363-7867 FAX # 888-606-5484

Because we are continuously improving our products and services, Pentair reserves the right to change specifications without prior notice.