


1" Engine Driven Utility Pumps

- **Aluminum Construction**
- **Buna-N Mechanical Seal and O-Ring**
- **1" NPT Port Sizes**
- **Portable, Lightweight**
- **Self-Priming**
- **Semi-Open, Clog Resistant Impeller**
- **Engine 4-Cycle Options:**
 - ◆ **Model 1G1XH: Honda GX25**
 - ◆ **Model 4382-96: Honda GXH50**
 - ◆ **Model 1G4XAR: Briggs & Stratton**

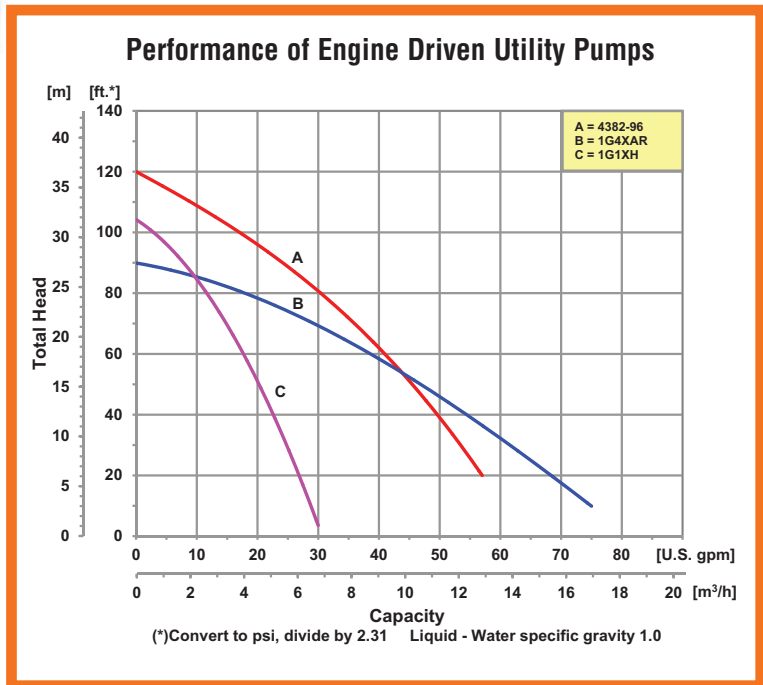
NEW FOR 2015

Model 1G1XH



Model 1G4XAR

The AMT/IPT line of Engine Driven Utility pumps offers economy, durability, portability and performance all in one neat package. Ideal for general purpose dewatering, irrigation, spraying, washdown and agricultural applications.

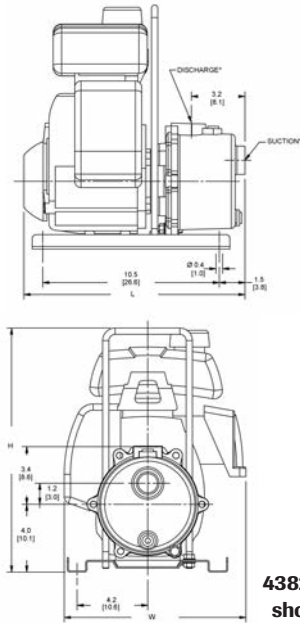


400 Spring Street • Royersford, PA 19468 USA

www.amtpump.com • 888-amt-pump (268-7867)

For use with nonflammable liquids compatible with pump component materials. Viton® and Teflon® are registered trademarks of E. I. DuPont.

1" Utility Pumps



4382-96 shown

Model	Curve	Driver	Run Time (Hours)	Tank Size (Gal/Ltr.)	Ship Wt. (Lbs.)
1G1XH	C	Honda GX25	1.2	0.15/0.57	16
4382-96	A	Honda GXH50	2	0.20/0.76	25

Construction: Cast Aluminum

Maximum Solids Handling Capacity: 3/32" Diameter

Standard Features (1G1XH)

- Garden Hose Adapters/Strainer
- Buna-N Mechanical Seal
- O-ring Casing Seal
- Carry Handle & Base Included
- Self-primers to 26 Ft. with Built-in Check Valve
- Maximum Temperature 180° F
- Maximum Working Pressure 75 PSI
- Delivers up to 46 PSI
- Maximum 30 GPM
- QSP – Quick Ship Pump

Standard Features (4382-96)

- (2) Garden Hose Adapters
- Buna-N Mechanical Seal
- O-ring Casing Seal
- Carry Handle & Steel Base Included
- Self-primers to 15 Ft. with Built-in Check Valve
- Replaceable Volute
- Maximum Temperature 180° F
- Maximum Working Pressure 75 PSI
- Delivers up to 52 PSI
- Maximum 59 GPM
- QSP – Quick Ship Pump

1" Utility Pump

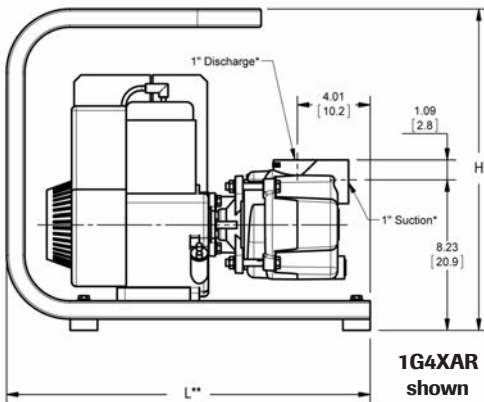
Model	Curve	Driver	Run Time (Hours)	Tank Size (Gal/Ltr.)	Ship Wt. (Lbs.)
1G4XAR	B	Briggs & Stratton	1.2	0.52/2.0	40

Construction: Cast Aluminum

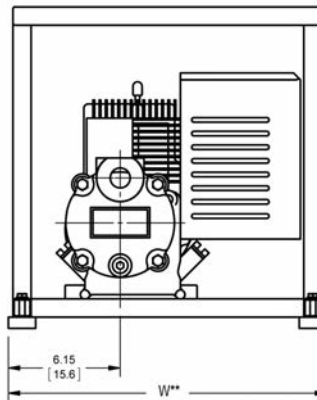
Maximum Solids Handling Capacity: 1/4" Diameter

Standard Features

- (2) Garden Hose Adapters
- Buna-N Mechanical Seal and O-ring
- O-ring Casing Seal
- Semi-open, Clog Resistant Impeller
- Self-primers to 15 Ft.
- Maximum Temperature 180° F
- Maximum Working Pressure 75 PSI
- Delivers up to 39 PSI
- Dual Volute Design
- Maximum of 75 GPM
- Includes Heavy Duty Steel Roll Frame
- QSP – Quick Ship Pump



1G4XAR shown



W**

Model	HP Class ♦	Curve	SUC*	DIS*	L**	W**	H
1G1XH	1 HP	C	1	1	15.0 [38.1]	10.0 [15.4]	13.0 [33.0]
4382-96	2 HP	A	1	1	13.2 [33.5]	10.8 [27.4]	14.6 [37.0]
1G4XAR	4 HP	B	1	1	20.0 [50.8]	17.5 [44.4]	17.6 [44.7]

♦ HP Class represents market category and is not intended to define actual horsepower.

(*) Standard NPT (Female) pipe thread.

(**) This dimension may vary due to engine manufacturer's specifications.

NOTE: Dimensions are in inches (centimeters) and have a tolerance of ± 1/8".